

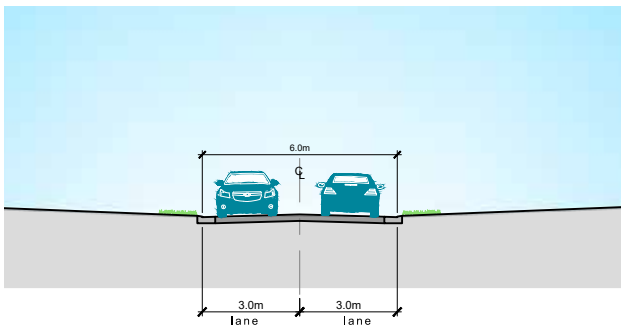
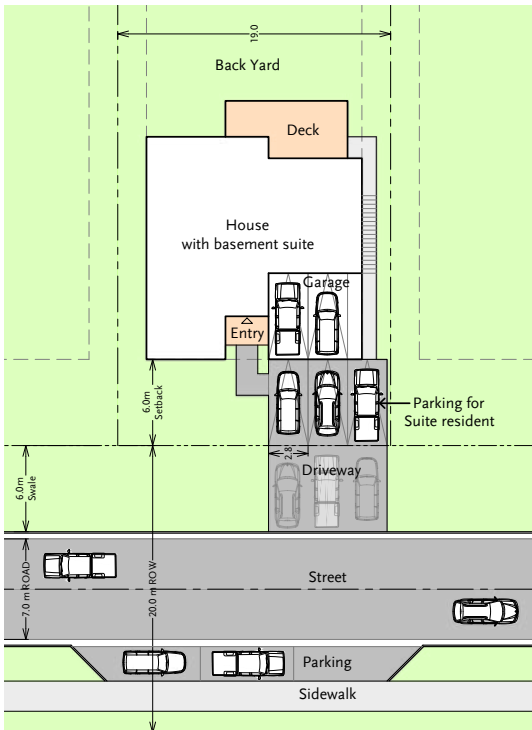
ROAD NETWORK AND PARKING

The site is to be accessed from two roads, Ridge Mountain Drive and Wyndham Crescent. The Hillside properties will benefit from convenient access from these road connections, enhancing the connectivity of the site.

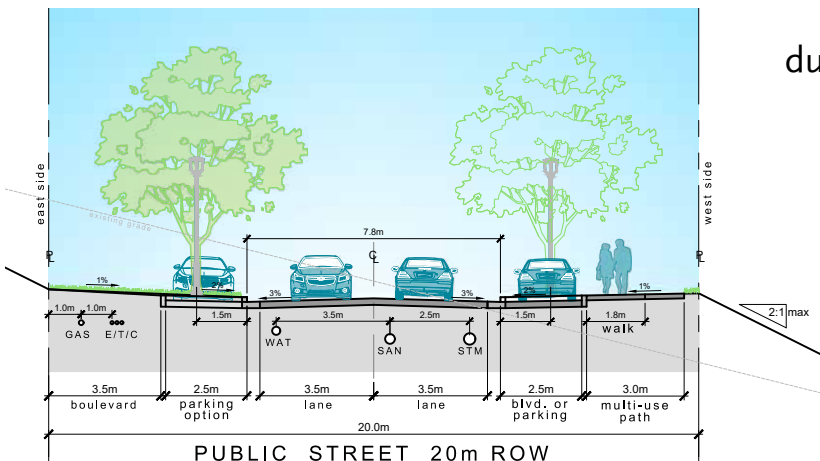
The roads have been designed to integrate with the slope of the hillside and ensure safe and efficient travel for residents and visitors.

Efficient access is also crucial for emergency services. The road design will prioritize the safety and well-being of residents. Two additional emergency access corridors have been developed, one from Road 'B' to Ridge Mountain Drive, and another to Hickory Drive in Port Moody.

All required parking will be provided on each lot, with 102 additional on-street spots. These are focused near townhomes and open spaces, and minimized fronting single-family and duplex homes with frequent driveways.



STRATA DRIVEWAY



PUBLIC STREET 20m ROW

- Existing road
- Proposed public road
- Proposed strata driveway
- Potential Emergency Connection
- Additional Visitor Parking P